

Door Hardware

Most hardware shown is standard finish brushed stainless steel. Some hardware is available in a black powder coat finish. For more detailed information, navigate to the appropriate product page and select the Hardware link in the Optional Features section online.

ARCHETYPE & ARCHETYPE NARROW

MULTI-SLIDE/POCKET DOORS: SERIES 3050, 3070, 3070-T, 3070-HI

TRADITIONAL SLIDING DOORS: SERIES 3000, 3000-T



Stainless Archetype
(Brushed)

Stainless Archetype
(Black Paint)

Stainless
Archetype Narrow
(Brushed)

Stainless
Archetype Narrow
(Black Paint)

Stainless Strike Plate
(Adjustable)

ARCHETYPE ROLLERS & TRACK



A2
(Stainless Roller—2" diameter)
Swiss Precision Bearings
(Series 3000 & 3000-T)



A3
(Stainless Roller—3" diameter)
Swiss Precision Bearings
(Series 3050, 3070, 3070-T
& 3070-HI)



A4
(Stainless Roller)
Swiss Precision Bearings
(Series 4070-T)



Stainless Track Insert
(Shown in 2 track 3070 sill)

ARCHETYPE MULTI-SLIDE DOOR OPTIONS



- A. Stainless Actuator Lever
- B. Stainless Door Collectors
- C. Stainless Door Collectors (Close up)
- D. Stainless Edge Pull




HINGED DOOR: SERIES 3900-T




- A. Stainless *FSB* Lever #1076 (Standard)
- B. Stainless *FSB* Lever #1075
- C. Stainless *FSB* Lever #1005
- D. *Savio* Butt Hinges (Anodized Finish)

HINGED DOOR: SERIES 3200-T




- A. Stainless *FSB* Lever #1076 (Standard)
- B. Flush Bolt Latch
- C. Shoot Bolt (Inactive panel)
- D. Adjustable Hinge (PVD Finish)

PIVOT DOOR: SERIES 3400P



- A. Stainless *FSB* Pull #6615
- B. *Rixson* Floor Closer
- C. *International* Head Closer

FOLDING DOOR: SERIES 3600-T



DPL Handle Bottom Pivot Top Pivot Hinge Handle Intermediate Guide Intermediate Carrier

Please note: Images are not to scale.

For more information, view Products at www.FleetwoodUSA.com